


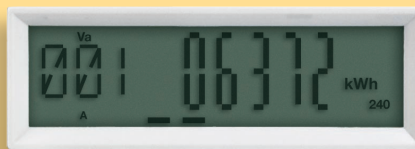
HOW TO READ THE ADVANCED METER DISPLAY

The images below explain what the numbers on the Advanced Meter display represent when going through its cycles. There are four cycles total: Segment Check, Total kWh, Max kW and Service Switch Status.



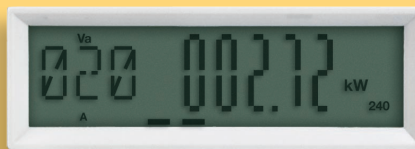
000 000000 – SEGMENT CHECK

When the left 3 digits on the display show 000, and the large digits to the right show 000000, this is a “Segment Check.” The meter is checking to make sure that LCD segments in the display are working properly, and if not, then an error message will appear.



001 – TOTAL kWh

When the left 3 digits on the display show 001, this is the “Total kWh.” This is the total kilowatt hours used since the meter was installed.



020 – MAX kW

When the left 3 digits on the display show 020, this is the “Max kW.” This is the maximum amount of kilowatts used at one time.



CLS or OPN – Service Switch Status

When the left 3 digits on the display show CLS or OPN, this is the “Service Switch Status.” CLS indicates that the switch is in the closed position and power is being delivered to the customer. OPN indicates that the switch is in the open position and power is not being delivered to the customer.